

Intuitive Touch Screen, Quick Response, Multi-band Radio

Fingertip Controls

Intuitive Touch Screen Interface

The innovative touch screen interface provides quick and smooth operation for setting and editing various functions and memories.



One Touch Selection

For example, if you want to change the operating band, tap the frequency on the display. The band keys will be shown to select the operating band. Touching the multi-function meter indicator for 1 second will quickly change the transmit meter functions.



Straight Forward Operation

Just tap the mode, filter, function etc, you need to change. The touch screen responds naturally, changing your settings.



Software Keypad

Entering frequency, callsign or editing memory channels has never been this easy. The software keypad on the touch screen allows you to input alphanumeric characters incredibly quickly.



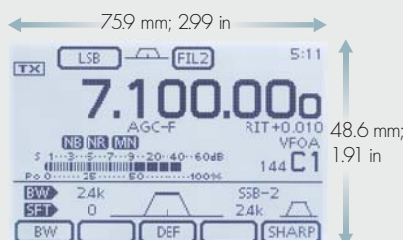
Angled Display

Touch Screen Control Portal

The radio control head features a large, multi-function, "touch screen" dot-matrix LCD display that is positioned for easy view and operation. The controller is compact in size, making it ideal for limited vehicle or desktop space.

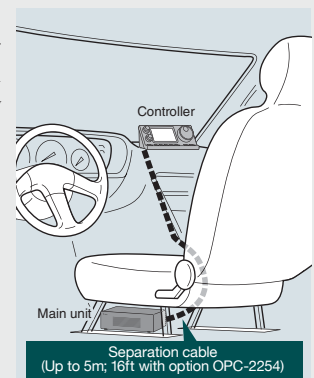
Resistive Touch Screen

The 48.6x75.9 mm; 1.91x2.99 in large resistive touch screen display can be operated while wearing gloves.



Controller Mounted Speaker and Jacks

The unique remote head design is perfect for providing loud, clear audio as well as jacks for an external speaker/headphones as well as a key and microphone.





HF/50/144/430/440MHz Multi-band, Multi-mode

The IC-7100 fully covers the HF, 50, 144, 430/440 MHz amateur bands in multiple modes, providing 100W on HF/50MHz bands, 50W on 144MHz band and 35W on 430/440MHz band.

Digital Features Controlled by the IF DSP

A high-performance 32-bit floating point IF DSP delivers rich digital signal processing features, including digital IF filter, digital twin PBT, noise reduction, CW auto tune, etc. Those digital features work on all bands from HF to V/UHF bands.



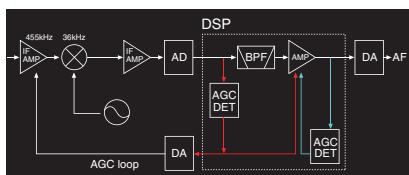
32-bit floating point IF DSP

DSP Controlled AGC Function Loop

The digital signal processing is incorporated into the AGC function loop. The results of signal processing provide feedback to the AGC function.

The AGC function works on the intended signal and produces a constant audio output.

The AGC time constants are flexibly adjustable from slow, middle, fast (or AGC off) for each operating mode.




AGC function loop

D-STAR DV Mode (Digital Voice + Data)

The IC-7100 provides D-STAR DV mode digital voice and low speed data communication.

DR (D-STAR Repeater) Mode Operation

The DR mode operation makes the D-STAR operation simple and straight forward, even if you are new to D-STAR operation.



DR mode display

Near Repeater Function

With an external, 3rd party GPS*, search the internal database based on your location.

* External GPS receiver or manual data input required.



Near repeater function

SD Memory Card Slot for Saving Data

When used with an SD card, the SD card can store various contents including voice memory, memory channels, D-STAR repeater memories and other personal settings can be saved to the SD card and can be loaded to the transceiver.



SD memory card slot

Easy Vehicle Mounting with Optional MBF-1

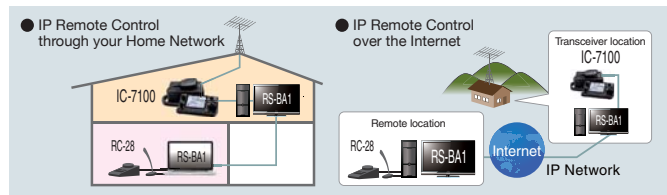
The combination of the optional MBF-1 suction cup mounting base and MBA-1 controller bracket provides easy tilt and swivel adjustments for mobile operation. The large suction cup can mount to dashboards or other flat surfaces and can be removed easily.

MBF-1



Optional RS-BA1 IP Remote Control Software

The optional RS-BA1 software allows you to operate the IC-7100 from a remote PC over the Internet or local home network.



Built-in RTTY Functions

The built-in RTTY decoder allows you to instantly read an RTTY message on the display. No external TNC or PC required for reading. The eight RTTY memories can memorize and transmit often used RTTY sentences. The RTTY memory is 70 character per memory channel.

Other Features

- CW full break-in, CW receive reverse, CW auto tuning
- Optional multi-function microphone, HM-151
- Band scope and SWR graphic display
- RF speech compressor controlled by the DSP
- Voice memory function
- Multi-function Meter
- 495 regular, 4 call, 6 scan edge and 900 DR mode repeater channels
- 4 channels TX voice memories
- ±0.5ppm frequency stability
- Auto reply function*
- Digital call sign squelch and digital code squelch*
- 12.5kHz IF output for DRM (Digital Radio Mondiale) receive

* D-STAR DV mode only



HF/VHF/UHF ALL MODE TRANSCEIVER IC-7100


SPECIFICATIONS

GENERAL				
Frequency coverage*1	(Unit: MHz)			
Receiver	0.030-199.999*2 400.000-470.000*2			
Transmit	1.800-1.999	3.500-3.999	5.255-5.405*2	7.000-7.300
	10.100-10.150	14.000-14.350	18.068-18.168	21.000-21.450
	24.890-24.990	28.000-29.700	50.000-54.000	144.000-148.000
	430.000-450.000			
*1 Showing USA version. Varies according to version. *2 Some frequency bands are not guaranteed.				
Mode	USB, LSB, CW, RTTY, AM, DV, FM, WFM (Rx only)			
No of memory channels	495 regular, 4 call, 6 scan edges, 900 D-STAR repeater channels			
Antenna connector	SO-239x2 (one each for HF/50MHz and 144/430/440MHz, 50Ω)			
Operating Temp. range	-10°C to +60°C; +14°F to +140°F			
Frequency stability	±0.5ppm (0°C to +50°C @ 430MHz)			
Power supply requirement	13.8V DC ±15%			
Current drain (at 13.8V DC)	Tx: 22A (Max. power)		RX: 1.2A/0.9A (Max. audio/standby)	
Dimensions (WxHxD, projections not included)	Main unit 167x58x225 mm; 6.57x2.28x8.86 in			
	Controller 165x64x78.5 mm; 6.5x2.52x3.09 in			
Weight (approx.)	Main unit	2.3 kg; 5.1 lb	Controller	0.5 kg; 1.1 lb

TRANSMITTER			
Output power (at 13.8V DC)	HF/50MHz	144MHz	430/440MHz
SSB/CW/RTTY/FM/DV	2-100W	2-50W	2-35W
AM	1-30W	-	-
Modulation system	SSB : Digital P.S.N. modulation, AM : Digital low power modulation FM : Digital phase modulation, DV : GMSK digital phase modulation		
Spurious emissions	Less than -50dB (HF bands), Less than -63dB (50MHz) Less than -60dB (144/430/440MHz)		
Carrier suppression	More than 50dB		
Unwanted sideband	More than 50dB		

RECEIVER				
Intermediate frequencies	SSB/CW/AM/FM/RTTY/DV WFM 124.487MHz, 455kHz, 36kHz 134.732MHz, 10.700MHz			
Sensitivity	(HF: Preamp-1 ON, 50MHz: Preamp-2 ON, 144/430/440MHz: Preamp ON)			
	0.5-1.8MHz	1.8-29.9MHz	50-54MHz	144/430/440MHz
SSB/CW	0.15μV	0.15μV	0.12μV	0.11μV
AM	13μV	2μV	1μV	1μV
FM	0.5μV (28-29.7MHz)	0.25μV	0.25μV	0.18μV
DV	1μV (28-29.7MHz)	0.63μV	0.63μV	0.35μV
WFM	-	-	10μV (76-108MHz)	-
Selectivity	More than		Less than	
SSB (BW=2.4kHz, sharp)	2.4kHz/-6dB		3.4kHz/-40dB	
CW (BW=500Hz, sharp)	500Hz/-6dB		700Hz/-40dB	
RTTY (BW=500Hz)	500Hz/-6dB		800Hz/-40dB	
AM (BW=6kHz)	6.0kHz/-6dB		10kHz/-40dB	
FM (BW=15kHz)	12kHz/-6dB		22kHz/-40dB	
DV (12.5kHz spacing)	-50dB		-	
Spurious and image rejection ratio	More than 70dB (HF/ 50MHz), More than 65dB (144/430/440MHz) (except 1/2 IF through on 50MHz, IF through on 144MHz)			
Audio output power	More than 2.0W (10% distortion, 8Ω load, 13.8V DC)			

All stated specifications are subject to change without notice or obligation.



OPTIONS

Some options may not be available in some countries. Please ask your dealer for details.

PS-126
DC POWER SUPPLY

13.8V DC, 25A max.

AH-4 HF+50MHz AUTO-MATIC ANTENNA TUNER

Covers 3.5-54MHz with a 7m (23ft) or longer wire antenna.

AH-2b ANTENNA ELEMENT

Covers 7-54MHz. Use with AH-4.

AT-180 HF+50MHz AUTOMATIC ANTENNA TUNER

AH-5NV NVIS KIT

Fiberglass mobile mounting antenna element for use with AH-740. Covers 2.2-30MHz (amateur band) with AH-740.

AH-740 AUTOMATIC TUNING ANTENNA

Covers 2.5-30MHz (amateur band). OPC-2321 is required.

SP-35 EXTERNAL SPEAKER

HAND MICROPHONES

HM-36
OPC-589 is required.

HM-103
Compact type

HM-151 Remote-control microphone

HM-198
Same as supplied

DESKTOP MICROPHONES

SM-50 Dynamic mic
OPC-589 is required.

SM-30
OPC-589 is required.

IC-PW1 HF+50MHz 1kW HF LINEAR AMPLIFIER

OPC-599 is required.

MOUNTING BRACKETS

MB-62 Mobile mounting bracket for the main unit.

MBF-1 Mounting base for the controller. MBA-1 is required.

MBA-1 Controller bracket

RS-BA1 IP REMOTE CONTROL SOFTWARE

RC-28 USB REMOTE ENCODER

For use with RS-BA1

Supplied accessories: (* May differ depending on version)

- Hand microphone, HM-198
- DC power cable
- CW keyer plug
- Spare fuses
- Separation cable, OPC-2253
- 13-pin plug ACC cable
- USB cable
- Ferrite bead*

D-STAR (Digital Smart Technology for Amateur Radio) is a digital radio protocol developed by JARL (Japan Amateur Radio League).

Icom, Icom Inc. and the Icom logo are registered trademarks of Icom Incorporated (Japan) in the United States, the United Kingdom, Germany, France, Spain, Russia, Japan and/or other countries. All other trademarks are the properties of their respective holders.

Icom Inc. 1-1-32, Kami-minami, Hirano-ku, Osaka 547-0003, Japan Phone: +81 (06) 6793 5302 Fax: +81 (06) 6793 0013

www.icom.co.jp/world

Count on us!

Icom America Inc.

2380 116th Avenue NE,
Bellevue, WA 98004, U.S.A.
Phone: +1 (425) 454-8155
Fax: +1 (425) 454-1509
E-mail: sales@icomamerica.com
URL: http://www.icomamerica.com

Icom (Europe) GmbH

Communication Equipment
Auf der Krautweide 24
65812 Bad Soden am Taunus, Germany
Phone: +49 (6196) 76685-0
Fax: +49 (6196) 76685-50
E-mail: info@icomeurope.com
URL: http://www.icomeurope.com

Icom (UK) Ltd.

Blacksale House, Altira Park,
Herne Bay, Kent, CT6 6GZ, U.K.
Phone: +44 (0) 1227 741741
Fax: +44 (0) 1227 741742
E-mail: info@icomuk.co.uk
URL: http://www.icomuk.co.uk

Icom New Zealand

146A Harris Road, East Tamaki,
Auckland, New Zealand
Phone: +64 (09) 274 4062
Fax: +64 (09) 274 4708
E-mail: inquiries@icom.co.nz
URL: http://www.icom.co.nz

Icom Canada

Glenwood Centre #150-6165 Highway 17,
Delta, B.C., V4K 5B8, Canada
Phone: +1 (604) 952-4266
Fax: +1 (604) 952-0090
E-mail: info@icomcanada.com
URL: http://www.icomcanada.com

Icom Spain S.L.

Ctra. Rubi, No. 88 "Edificio Can Castanyer"
Bajos A 08174, Sant Cugat del Valles,
Barcelona, Spain
Phone: +34 (93) 590 26 70
Fax: +34 (93) 589 04 46
E-mail: icom@icomspain.com
URL: http://www.icomspain.com

Icom France s.a.s.

Zac de la Plaine,
1 Rue Brindejonc des Moulinais, BP 45804,
31505 Toulouse Cedex 5, France
Phone: +33 (5) 61 36 03 03
Fax: +33 (5) 61 36 03 00
E-mail: icom@icom-france.com
URL: http://www.icom-france.com

Asia Icom Inc.

6F No. 68, Sec. 1 Cheng-Teh Road,
Taipei, Taiwan, R.O.C.
Phone: +886 (02) 2559 1899
Fax: +886 (02) 2559 1874
E-mail: sales@asia-icom.com
URL: http://www.asia-icom.com

Icom Brazil

Rua Pernambuco, 353 - Sala 191
Belo Horizonte, M.G.
30130-150, Brazil
Phone: +55 (31) 3582 8847
Fax: +55 (31) 3582 8987
E-mail: sales@icombrasil.com

Icom Polska

81-850 Sopot, ul. 3 Maja 54, Poland
Phone: +48 (58) 550 7135
Fax: +48 (58) 551 0484
E-mail: icompolska@icompolska.com.pl
URL: http://www.icompolska.com.pl

Icom (Australia) Pty. Ltd.

Unit 1 / 103 Garden Road,
Clayton, VIC 3168 Australia
Phone: +61 (03) 9549 7500
Fax: +61 (03) 9549 7505
E-mail: sales@icom.net.au
URL: http://www.icom.net.au

Beijing Icom Ltd.

10C07, Long Silver Mansion, No.88, Yong Ding
Road, Haidian District, Beijing, 100039, China
Phone: +86 (010) 5889 5391/5392/5393
Fax: +86 (010) 5889 5395
E-mail: bjicom@bjicom.com
URL: http://www.bjicom.com

Your local distributor/dealer: